

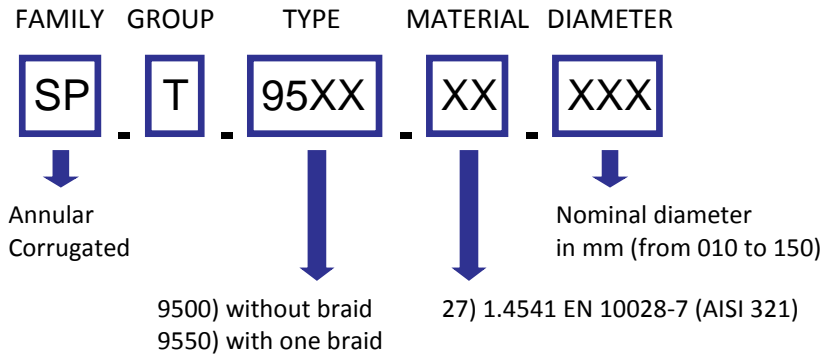


SP.T.9500●9550.XX.XXX

		Description: Stainless steel extra-flexible hose. Hydroformed. Annular corrugated. Compact pitch.
Characteristics:	High reliability, extreme flexibility, resistant to corrosion and static/pulsating pressure, absence of permeability, excellent absorption of vibrations. Solution for overcoming all problems related to static or dynamic offsets and frequent cyclic motions.	
Size range:	From DN10 to DN150.	
Supply condition:	Standard manufacturing lengths.	
Fittings:	In any material or type by TIG welding, silver brazing. Braid ferrules available for optimal attachment of end connectors.	
Materials:	Stainless steel 1.4541 EN10028-7 (AISI 321). On request, other grades of St. St.	
Profile:	 High corrugation, compact omega-shaped pitch, standard thickness.	
Construction:	Hydroforming of a longitudinally butt-welded tube.	
Types:	SP.T.9500 without braid. SP.T.9550 with one braid in St. St. 1.4301 EN10088-3 (AISI 304). Braids of other grades of St. St. : 1.4541 EN10088-3 (AISI 321) or 1.4404 EN10088-3 (AISI 316L) are available on request for quantities to be agreed.	
Coverings:	SP.T.975VS with one braid in St. St. 1.4301 EN10088-3 (AISI 304) and additional sleeve in silicone coated fibreglass. Available for hose assembly only, not for bulk hoses.	
Use:	Delivery under pressure or vacuum of all liquid or gaseous fluids compatible with stainless steel under severe environmental conditions, combined with aggressive chemicals, high temperature, high pressure, very frequent movements, static or dynamic offsets, strong vibrations.	
Applications:	Cryogenic and technical gasses, industrial and aeronautical refrigeration, exhaust gas systems, air bleed in aircraft, inflammable fluids on board of ships, gas turbines, transformers, compressors, gas and LPG hoses and connectors, blast furnaces, converters, plate presses.	
Working pressure:	Up to 50 bar (SP.T.9550 DN20), depending on hose size and on number and type of braids. See technical table.	

Temperature:	<p>-200° ÷ 550°C</p> <p>For a temperature range 50°÷550°C working pressure must be reduced by applying the relevant coefficients (see document “B205 Derating factors” available in the attachments in the Technical Data section of this product).</p>
---------------------	---

HOW TO READ PRODUCT CODE



Order by PART NUMBER !

SP.T.95XX.27.XXX											1.4541 (AISI 321)
DN inches	ID mm	Tol. mm	N. braids	OD mm	Tol. mm	PN bar	BR static mm	BR dynamic mm	Wt. g/m ±10%	Part Number	Product Code
3/8"	10.2	±0.3	0	16.2	±0.6	3	24	80	179	T6135	SP.T.9500.27.010
			1	17.7	±0.8	75	24	120	315	T6136	SP.T.9550.27.010
1/2"	12.0	±0.3	0	18.2	±0.6	2.5	24	104	219	T6137	SP.T.9500.27.012
			1	19.7	±0.8	70	24	156	394	T6144	SP.T.9550.27.012
5/8"	15.5	±0.4	0	24.0	±0.8	2	28	136	300	T6138	SP.T.9500.27.016
			1	25.5	±1.0	65	28	204	535	T6145	SP.T.9550.27.016
3/4"	19.3	±0.4	0	29.0	±0.8	1.8	32	152	486	T6139	SP.T.9500.27.020
			1	30.5	±1.0	50	32	232	726	T6146	SP.T.9550.27.020
1"	25.4	±0.4	0	34.7	±0.8	1.8	40	168	664	T5814	SP.T.9500.27.025
			1	36.1	±1.0	40	40	256	697	T6147	SP.T.9550.27.025
1"1/4	32.7	±0.4	0	44.0	±0.8	1.5	52	176	1084	T6140	SP.T.9500.27.032
			1	46.0	±1.0	35	52	264	1557	T6148	SP.T.9550.27.032
1"1/2	38.9	±0.5	0	52.5	±1.0	1.2	64	208	1375	T6141	SP.T.9500.27.040
			1	54.5	±1.2	30	64	320	1917	T6149	SP.T.9550.27.040
2"	51.6	±0.5	0	66.0	±1.0	0.6	80	240	1665	T5815	SP.T.9500.27.050
			1	68.0	±1.2	25	80	360	2366	T6150	SP.T.9550.27.050
2"1/2	65.5	±0.6	0	86.0	±1.2	0.6	112	288	2342	T6142	SP.T.9500.27.065
			1	88.5	±1.4	20	112	432	3538	T6151	SP.T.9550.27.065
3"	76.0	±0.5	0	98.2	±1.2	0.5	128	336	3171	T5816	SP.T.9500.27.075
			1	100.7	±1.4	18	128	512	4582	T6152	SP.T.9550.27.075
4"	102.5	±1.0	0	125.5	±1.2	0.5	160	440	4003	T5817	SP.T.9500.27.100
			1	128.0	±1.4	14	160	672	6094	T5788	SP.T.9550.27.100
5"	127.5	±1.0	0	151.5	±1.2	0.4	208	500	6343	T5818	SP.T.9500.27.125
			1	154.5	±1.4	12.5	208	760	8948	T6153	SP.T.9550.27.125
6"	151	±1.0	0	177.5	±1.2	0.4	240	600	7515	T6143	SP.T.9500.27.150
			1	180.5	±1.4	10	240	920	10343	T6154	SP.T.9550.27.150

The constant effort towards technical and qualitative improvement of our products might involve modifications of the dimensional and operational characteristics given in this data sheet, at any time and without warning. For applications requiring exact characteristics and/or a critical dimensional or operational conformity, please consult our Technical Department.